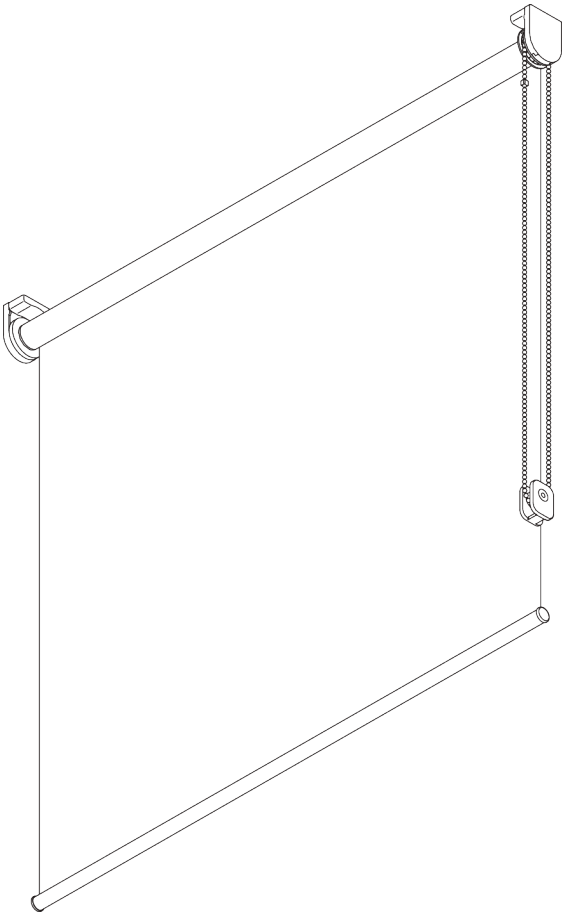


SG 4905



PRODUCT INFORMATION

- **Operation:** chain
- **Range:** S
- **Fitting:** ceiling, wall, recess
- **Colours:** 20 colours plus silver
- **Fabrics:** refer to Silent Gliss fabric collection

Features:

- Stainless steel bead chain
- Click-in brackets

SYSTEM SPECIFICATIONS

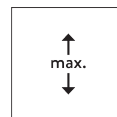
A. SYSTEM DIMENSIONS



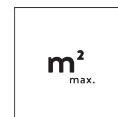
1.6 m



25 cm



3 m



4.8 m²



1.3 kg

Maximum system drop

Wall fitting (system drop on window side)

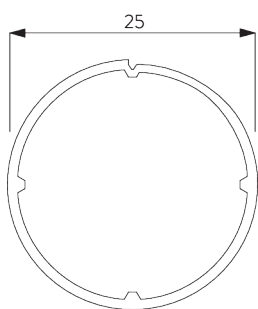
Fabric thickness	mm	0.15	0.20	0.25	0.30	0.35	0.40	0.45	0.50	0.55
Max. system drop	cm	300	300	300	300	290	260	240	210	190

Ceiling fitting / wall fitting (system drop on room side)

Fabric thickness	mm	0.15	0.20	0.25	0.30	0.35	0.40	0.45	0.50	0.55
Max. system drop	cm	300	300	300	300	300	300	290	260	240

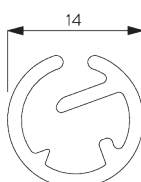
B. PROFILE

Profile information



SG 10533

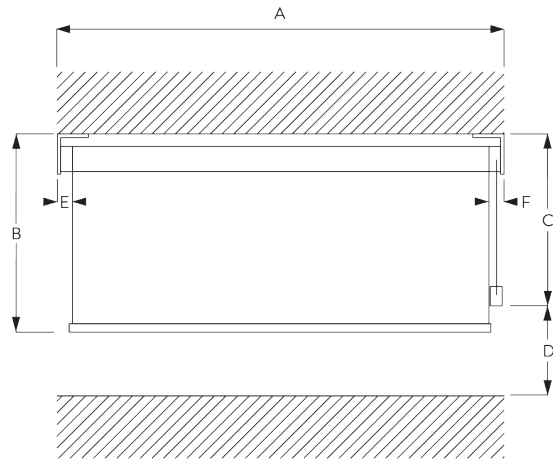
Tube ø 25 mm



SG 10687

Bottom bar

**C. HOW TO
MEASURE**



- A: System width
- B: System height
- C: Chain height
- D: Safety Retainer SG 10731 min. 150 cm above floor
- E: Light gap: 16 mm
- F: Light gap operation side: 21 mm

**D. SPECIFICATION
TEXT**

Silent Gliss SG 4905 Chain Operated Roller Blind System. Roller blind system for small to medium size blind applications up to 1.6m wide. Supplied made to measure and complete comprising anodised aluminium barrel SG 10533. Fixed to wall/ceiling/inside recess with brackets SG 10679 / SG 10680 and covers SG 10683 / SG 10684. Assembled with powder coated aluminium bottom weight bar SG 10687. All plastic parts are supplied colour matched to 27 Colorama colours, or silver. Compliant to Child Safety legislation EN 13120. SG 4905 only supplied with fabric Colorama 1 or Colorama 2.

FITTING

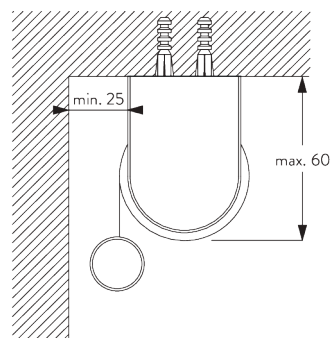
**A. FITTING
INFORMATION**

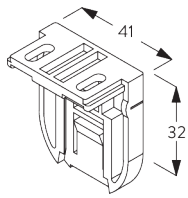
For detailed fitting information, visit the Silent Gliss website, login section.

Fixing points

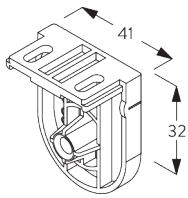


B. CEILING FITTING

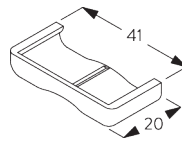




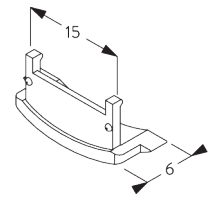
SG 10679
Bracket



SG 10680
Bracket

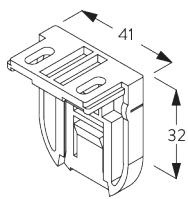
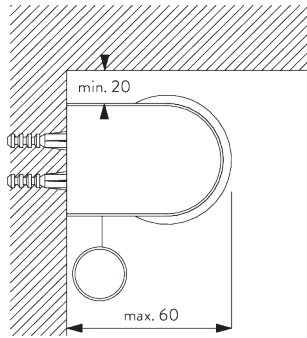


SG 10683
Bracket cover

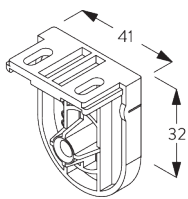


SG 10684
Cover

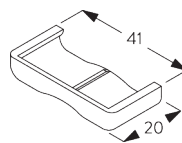
C. WALL FITTING



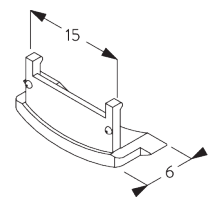
SG 10679
Bracket



SG 10680
Bracket

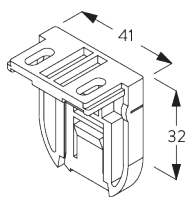
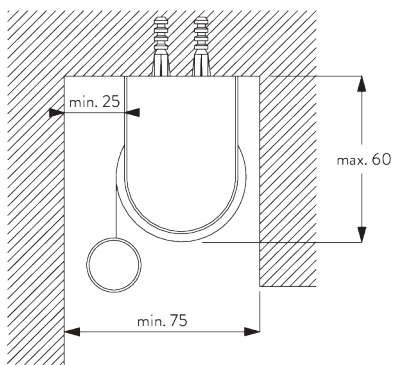


SG 10683
Bracket cover

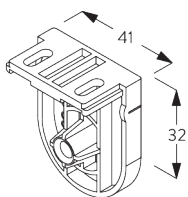


SG 10684
Cover

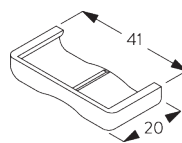
D. RECESS FITTING



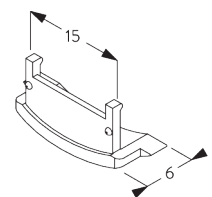
SG 10679
Bracket



SG 10680
Bracket

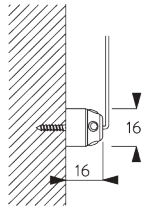
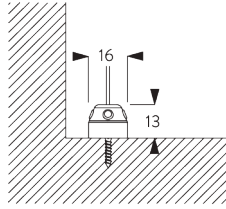


SG 10683
Bracket cover

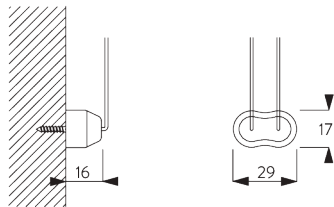
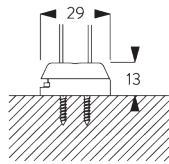


SG 10684
Cover

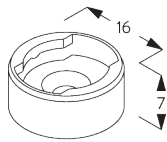
**E. FITTING WITH
SIDE GUIDE
OPTION**



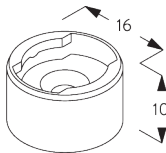
Single system



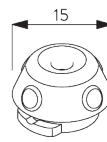
Double system (side-by-side installation)



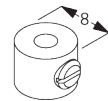
SG 8235
Side guide wire base short



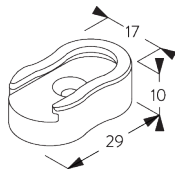
SG 8236
Side guide wire base long



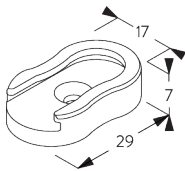
SG 8237
Side guide wire holder



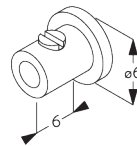
SG 8249
Side guide device



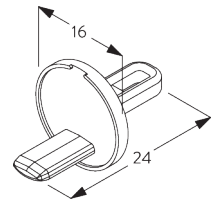
SG 10669
Side guide double base long



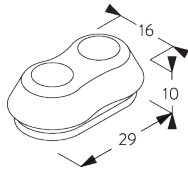
SG 10673
Side guide double base short



SG 10676
Device

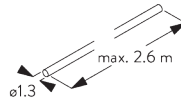


SG 10686
Side guide end cover



SG 10701

Side guide double wire holder

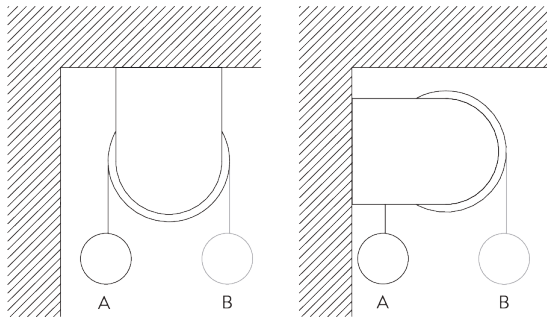


SG 10706

Side guide wire \varnothing 1.3 mm x 2.6 m

SYSTEM OPTIONS

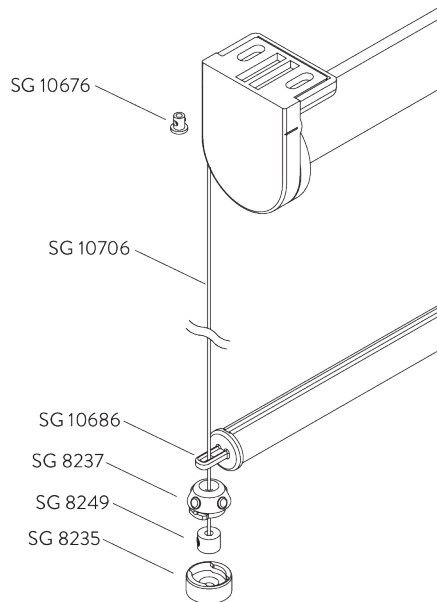
A. FABRIC ROLL-OFF



A: Fabric roll-off window side (standard)

B: Fabric roll-off room side (option)

B. SIDE GUIDES



Additional parts:

- 2x SG 8235 Side guide wire base short
- 2x SG 8237 Side guide wire holder
- 2x SG 8249 Side guide device
- 2x SG 10676 Device
- 2x SG 10686 Side guide end cover
- 2x SG 10706 Side guide wire \varnothing 1.3 mm x 2.6 m

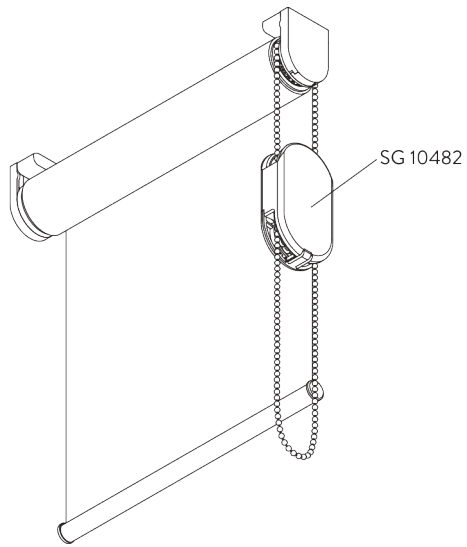
Optional parts:

- 2x SG 8236 Side guide wire base long
- 2x SG 10643 Side guide wire \varnothing 1.3 mm x 4.2 m
- 1x SG 10669 Side guide double base long
- 1x SG 10673 Side guide double base short
- 1x SG 10701 Side guide double wire holder

Note:

- Light gaps increase when side-guide option is used
- Up to 15° from vertical

**C. CHILD SAFETY
DEVICE**

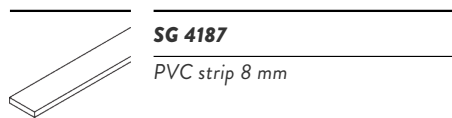


The child safety device SG 10482 releases the chain should the pulling force exceed 6 kg.

*Note:
System to be installed so chain loop of child safety device ends at least 60 cm above floor.*

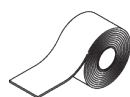
PARTS

A. STANDARD PARTS



SG 4187

PVC strip 8 mm



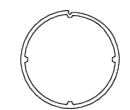
SG 4226

Double tape 30 mm



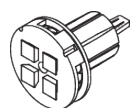
SG 10530

Bead chain metal ø 4 mm



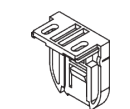
SG 10533

Tube ø 25 mm



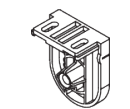
SG 10670

Chain drive, up to 1.3 kg fabric weight



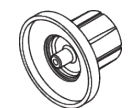
SG 10679

Bracket



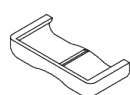
SG 10680

Bracket



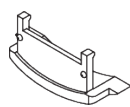
SG 10681

Tube adapter



SG 10683

Bracket cover



SG 10684

Cover



SG 10685

End cover



SG 10687

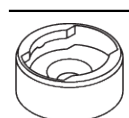
Bottom bar



SG 10731

Child safety retainer set

B. OPTIONAL PARTS



SG 8235

Side guide wire base short



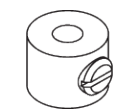
SG 8236

Side guide wire base long



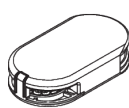
SG 8237

Side guide wire holder



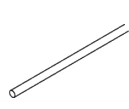
SG 8249

Side guide device



SG 10482

Child safety device set metal chain ø 4.0 mm



SG 10643

Side guide wire ø 1.3 mm x 4.2 m



SG 10669

Side guide double base long



SG 10673

Side guide double base short



SG 10676

Device



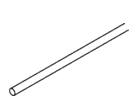
SG 10686

Side guide end cover



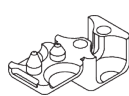
SG 10701

Side guide double wire holder



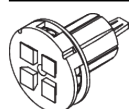
SG 10706

Side guide wire ø 1.3 mm x 2.6 m



SG 10709

Chain stop for ø 4 mm chain



SG 10710

Chain drive, up to 0.5 kg fabric weight