

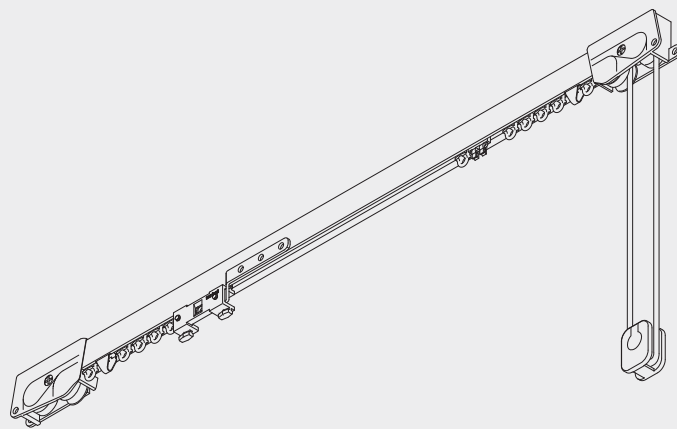
Cord Operated Curtain Track Systems





Cord Operated Curtain Track System

Silent Gliss® 3000



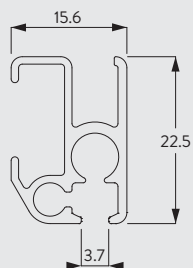
Product Information

- Strong and elegant, the most attractive corded track available
- Enclosed cord channels - the cord cannot slip out, making it the perfect choice for bay windows
- Can be forward and reverse bent - a unique feature made possible by the enclosed channels
- Can be corded from both ends for extra heavy curtains or where one curtain is wider than the other
- Easy ceiling or wall fix to all surfaces
- Standard colours: silver, white, gold, antique bronze, black, brushed aluminium
- Standard lengths: 5m (silver and white), 6m (silver, white, gold, bronze and black)
- The above features mean System 3000 is highly regarded by many professional curtain fitters as the best available
- Can be bent



3000

Profile, Bending and Specification Information



1082




Standard radius 200mm

Due to the enclosed channels, this curtain track can be forward and reverse bent. The standard bending radius of 200mm can be reduced to as low as 100mm for reverse and forward bends if no overlap arm is used.

Specification Information - download from www.silentgliss.co.uk (password required).

Silent Gliss 3000 curtain track, cord drawn, anodised aluminium, assembled complete with gliders 3533 at 16/m. cord guide/return set 3288, pilot runners 3030 and 3213, overlap 3242 and cord 3090 (cord drop 1500mm. R.H.S.). Face fixed with nylon bracket 3630/top fixed with nylon bracket 3603 each screwed to timber/plugged and screwed to block/concrete at 600mm centres.Lm. in.....lengths. Silent Gliss 3000W, as 3000 except in powder-coated white-finished aluminium.

How to Measure



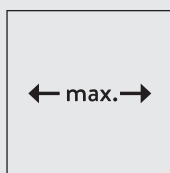
A: system width

B: cord height


C: cord retainer 10400 must be installed at least 150cm above the floor (ref: EN13120 Child Safety)

3000

System Dimensions











6m



15kg

Maximum curtain weight chart

	1 m	2 m	3 m	4 m	5 m	6 m
	15	15	14	14	13	13
	15	15	14	14	13	13
	11	10	9	7	6	5
	11	10	9	7	6	5
	6	5	5	4	4	3
	6	5	5	4	4	3
	5	4	4	3	3	2
	5	4	4	3	3	2

(kg max.)

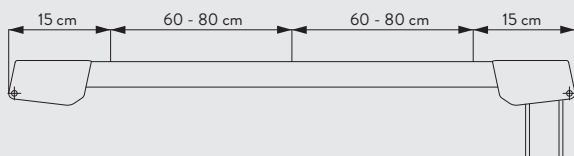
Straight tracks can be extended beyond 6m by using a connecting bridge and intermediate pulley.

Fitting Information

WARNING

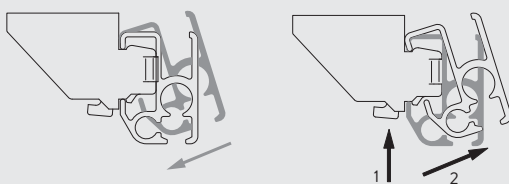
Young children can be strangled by loops in pullcords, chains, tapes and inner cords that operate the product. To avoid strangulation and entanglement, keep cords out of the reach of young children. Cords may become wrapped around a child's neck. Move beds, cots and furniture away from window covering cords. Do not tie cords together. Make sure cords do not twist to create a loop.

Bracket positioning



The fixing distances above are meant as a guide only, they may vary in practice depending on surface and curtain weight.

Fixing with universal bracket

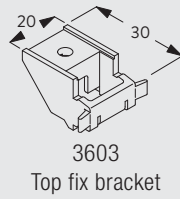
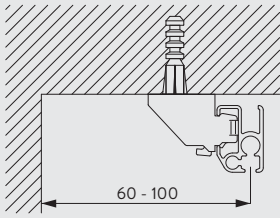


Applicable with 3603/3630/3655/3660.

Installation: roll track onto bracket in direction indicated
Removal: 1. press to release 2. Rotate forward for removal

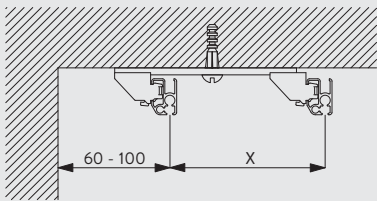
Fitting Options

Ceiling fix with bracket 3603

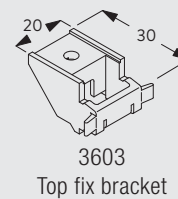
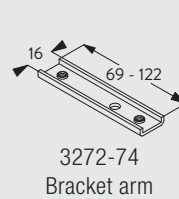


It is possible to fix two tracks in front of one another. When doing this allow 80-100mm between the front of the two profiles.

Ceiling fix with bracket 3603 and double arms 3272/3273/3274

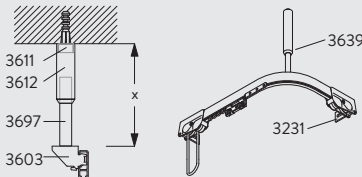


X (mm)
52
75
105

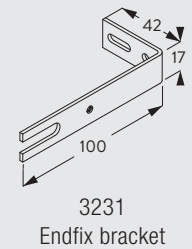
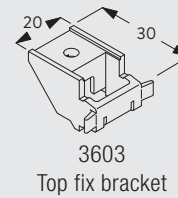
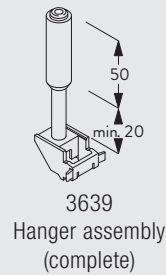


Double arm is threaded for screw 6748 (M4 x 8) for fixing the bracket 3603

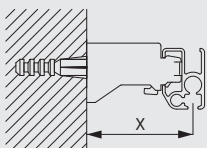
Suspended fix with bracket 3603 and hanger rod system 3639



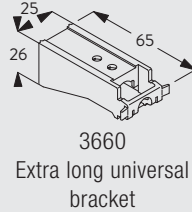
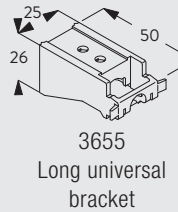
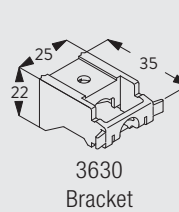
X (m)
3639 1.25 max.



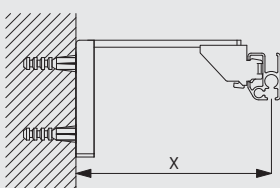
Wall fix with universal brackets 3630/3655/3660



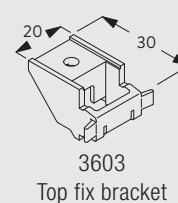
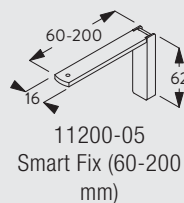
x (mm)
3630 39
3655 54
3660 69



Wall fitting with Smart Fix 11200-11205 and bracket 3603

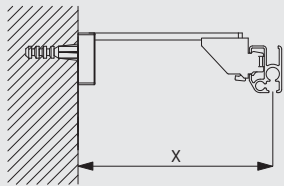


X (mm)
11200 76
11201 96
11202 116
11203 136
11204 166
11205 216

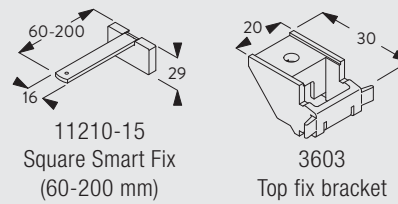


Brackets feature thread for screw M4x8 for fixing bracket SG 3603.

Wall fitting with Square Smart Fix 11210-11215 and bracket 3603

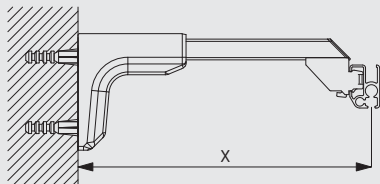


	X (mm)
11210	76
11211	96
11212	116
11213	136
11214	166
11215	216

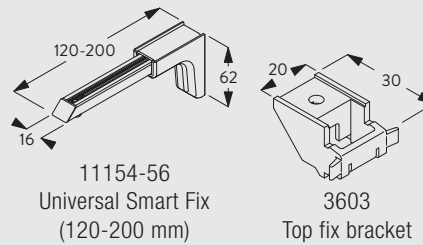


Brackets feature thread for screw M4x8 for fixing bracket SG 3603.

Wall fitting with Universal Smart Fix 11154-11156 and bracket 3603



	x (mm)
11154	127-155
11155	157-185
11156	207-235



Brackets feature thread for screw M4x12 for fixing bracket SG 3603.

Standard Accessories

18R Screw 25mm. No. 8 roundhead

1082 Profile



3000

3070 Twist eye endstop



3090 Cord (ø 3.5mm)



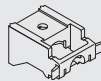
3242 Overlap arm



3534 Glider 3533 in strip form



3630 Bracket



10400 Safety Cord Retainer



Sets

3288 Cord guide set with return, containing

3030 Pilot runner

1



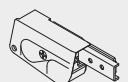
3213 Adjustable pilot

1



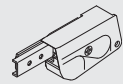
3282 Cord guide left

1



3283 Cord guide right

1



Optional Accessories

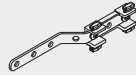
0516 Pelmet spacer



3030 Pilot runner



3045 Metal overlap arm



3213 Adjustable pilot



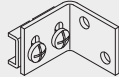
3533 Glider



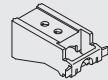
3570 Rotating glider



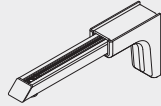
3618 Wall support



3655 Long universal bracket



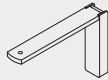
11155 Universal Smart Fix, 150 mm set



11200 Smart Fix, 60 mm set



11202 Smart Fix, 100 mm set



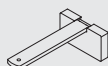
11204 Smart Fix, 150 mm set



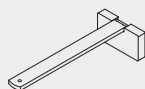
11210 Square Smart Fix, 60 mm set



11212 Square Smart Fix, 100 mm set



11214 Square Smart Fix, 150 mm set



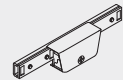
1105 Spacer



3032 Spring stop



3208 Intermediate pulley



3231 Endfix bracket



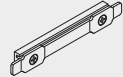
3548 Retrofit glider



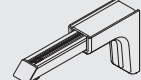
3603 Top fix bracket



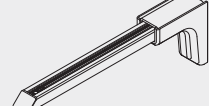
3620 Connecting bridge



11154 Universal Smart Fix, 120 mm set



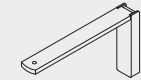
11156 Universal Smart Fix, 200 mm set



11201 Smart Fix, 80 mm set



11203 Smart Fix, 120 mm set



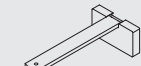
11205 Smart Fix, 200 mm set



11211 Square Smart Fix, 80 mm set



11213 Square Smart Fix, 120 mm set



11215 Square Smart Fix, 200 mm set



Sets


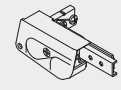
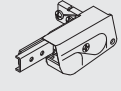
3289 Cord guide set with return, containing


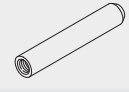
3030 Pilot runner

1



3000

3213	Adjustable pilot	1	
3290	Cord guide left	1	
3291	Cord guide right	1	

3639	Hanger rod assembly		
3697	Rod	1	
3611	Stud	1	
3612	Support with screw	1	
3699	Track insert	1	

Sewing Information and Accessories

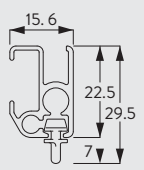
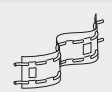





Diagram uses standard glider measured to the inside of the glider eye. For optional gliders substitute dimensions below:


- 3570 = 6.0
- 3548 = 7.5

3000

3562	Standard tape		3571	Hook	
3582	Hook		3599	Hook	



3000



3000

www.silentgliss.co.uk
www.silentglissglobal.com

Silent Gliss Ltd
Pyramid Business Park
Poorhole Lane
Broadstairs
Kent
CT10 2PT
Great Britain

Tel: +44 (0) 1843 863571
Fax: +44 (0) 1843 864503
info@silentgliss.co.uk

Silent Gliss Global Ltd
Pyramid Business Park
Poorhole Lane
Broadstairs
Kent
CT10 2PT
Great Britain

Tel: +44 (0) 1843 874250
Fax: +44 (0) 1843 874457
info@silentglissglobal.com