

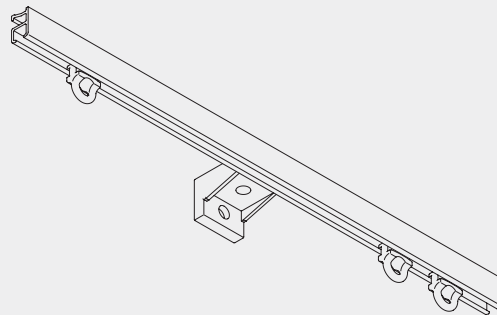
Hand Operated Curtain Track Systems





Hand Operated Curtain Track System

Silent Gliss® 1090




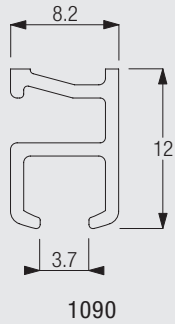
Product Information

- Wall or ceiling fix hand operated curtain track for light curtains
- Unobtrusive but deceptively strong
- Double fixing possible for two parallel curtains with single fixing screw
- Standard profile colours: white, silver (5m and 6m)
- Profile connector for longer lengths
- Can be bent



1090

Profile, Bending and Specification Information



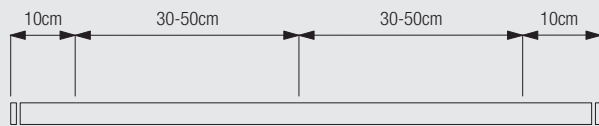
The standard radius is recommended for optimal operation. The minimum possible radius is 60mm.

Specification Guide- download from the Silent Gliss website www.silentgliss.co.uk (password required)

Silent Gliss 1090 curtain track, hand-drawn, anodised aluminium, complete with gliders 3533 at 16/m. and 2 enstops 3016 per length. Top fixed with nylon brackets 3176/face fixed with nylon brackets 3175, each screwed to timber/plugged and screwed to blockwork/concrete at 450mm. centres.Lm. Bronze track, as above. Silent Gliss 1090W, as above except with powder coated white finished aluminium.

Fitting Information

Bracket positioning and fixing with brackets 3175 and 3176



The fixing distances are meant as a guide only: they may vary in practice, depending on surface and curtain weight.

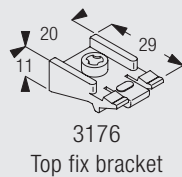
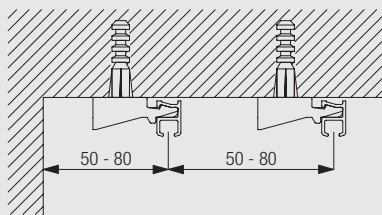


Installation: push track on bracket in direction indicated
Removal: place screwdriver where indicated (A) and twist. Pull track away from bracket

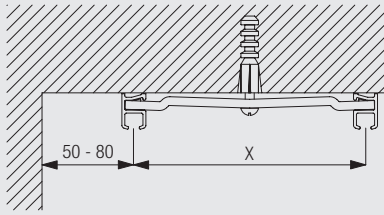
1090

Fitting Options

Ceiling fix with bracket 3176



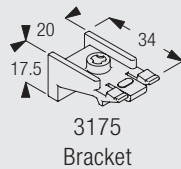
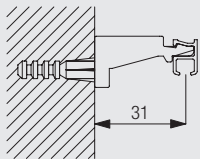
Ceiling double fix with bracket 3113 / 3115



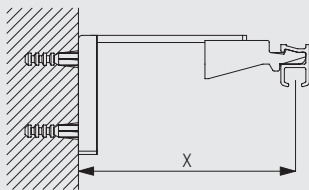
	X (mm)
3113	57
3115	80

The final distances may be outside of the recommendations above depending on curtain heading, make-up and any obstructions.

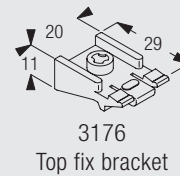
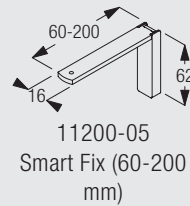
Wall fix with bracket 3175



Wall fitting with Smart Fix 11200-11205 and bracket 3176



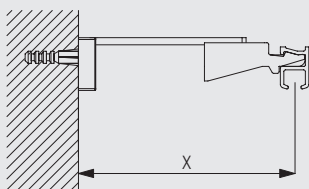
	X (mm)
11200	68
11201	88
11202	108
11203	128
11204	158
11205	208



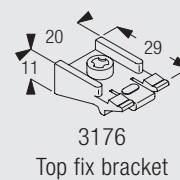
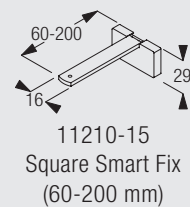
Brackets feature thread for screw SG 10277 (M4x12) for fixing bracket SG 3176.



Wall fitting with Square Smart Fix 11210-11215 and bracket 3176



	X (mm)
11210	68
11211	88
11212	108
11213	128
11214	158
11215	208



Brackets feature thread for screw SG 10277 (M4x12) for fixing bracket SG 3176.

Standard Accessories

18R Screw 25mm. No. 8 roundhead

1090 Profile



3016 Endstop



3175 Bracket



3534 Glider 3533 in strip form



Optional Accessories

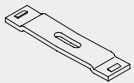
0516 Pelmet spacer



3096 Connecting bridge



3115 7cm spacer for double fixing



3548 Retrofit glider



10430 Draw rod with hook, 50cm



10431 Draw rod with hook, 75cm



10432 Draw rod with hook, 100cm



10433 Draw rod with hook, 125cm



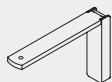
10434 Draw rod with hook, 150cm



11200 Smart Fix, 60 mm set



11202 Smart Fix, 100 mm set



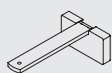
11204 Smart Fix, 150 mm set



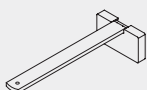
11210 Square Smart Fix, 60 mm set



11212 Square Smart Fix, 100 mm set



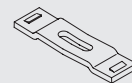
11214 Square Smart Fix, 150 mm set



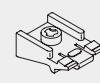
3071 Screw twist endstop



3113 5cm spacer for double fixing



3176 Top fix bracket



3570 Rotating glider



10430 Draw rod with hook, 50cm



10431 Draw rod with hook, 75cm



10432 Draw rod with hook, 100cm



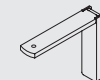
10433 Draw rod with hook, 125cm



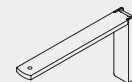
10434 Draw rod with hook, 150cm



11201 Smart Fix, 80 mm set



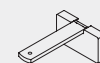
11203 Smart Fix, 120 mm set



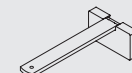
11205 Smart Fix, 200 mm set



11211 Square Smart Fix, 80 mm set



11213 Square Smart Fix, 120 mm set



11215 Square Smart Fix, 200 mm set



1090

Useful Information and Sewing Accessories

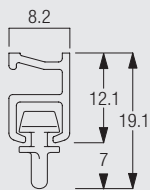


Diagram uses standard 3533/3534 glider and is measured to the inside of the glider eye. For optional gliders substitute dimensions below:

3570 = 6.0mm

3548 = 7.5mm

3562 Standard tape



3582 Hook

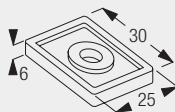


3599 Hook



Useful Measurements

0516 Pelmet spacer



1090

www.silentgliss.co.uk

www.silentglissglobal.com

Silent Gliss Ltd
Pyramid Business Park
Poorhole Lane
Broadstairs
Kent
CT10 2PT
Great Britain

Tel: +44 (0) 1843 863571
Fax: +44 (0) 1843 864503
info@silentgliss.co.uk

Silent Gliss Global Ltd
Pyramid Business Park
Poorhole Lane
Broadstairs
Kent
CT10 2PT
Great Britain

Tel: +44 (0) 1843 874250
Fax: +44 (0) 1843 874457
info@silentglissglobal.com