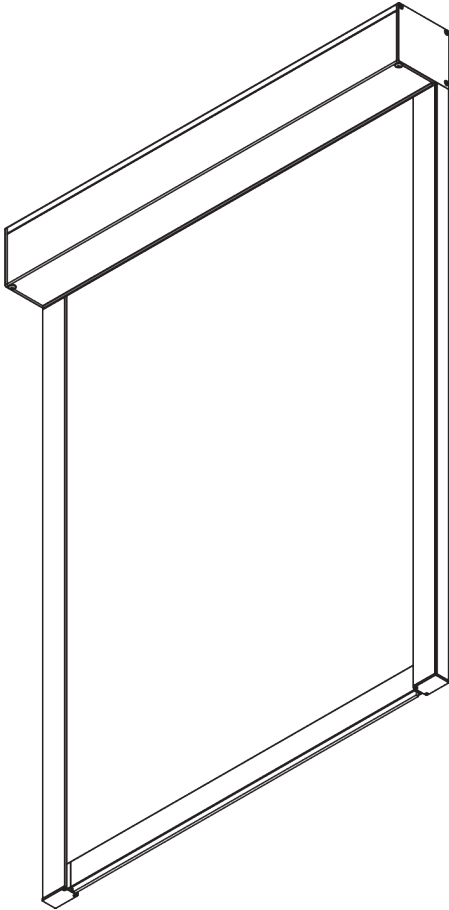
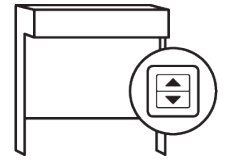


SG 4770



PRODUCT INFORMATION

- **Operation:** motorised
- **Range:** M
- **Fitting:** ceiling, wall, recess
- **Colours:** white RAL 9016 or black RAL 9005, special colours possible
- **Fabrics:** refer to Silent Gliss fabric collection

Features:

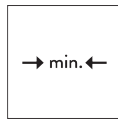
- Zip technology
- Quiet and fast motors
- Soft stop
- Various control options
- 40 mm side channel, pre-drilled fixing points

SYSTEM SPECIFICATIONS

A. SYSTEM DIMENSIONS

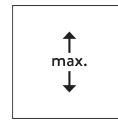


2.2 m



65 cm*

*see motor specification table



2.4 m



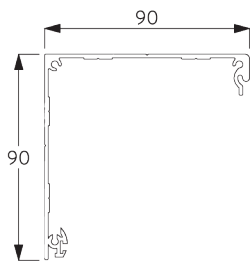
5.3 m²



3.7 kg

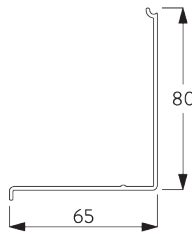
B. PROFILE

Profile information



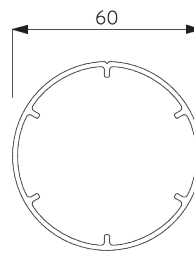
SG 10996

Box case 90 mm



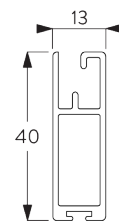
SG 10997

Box cover 90 mm



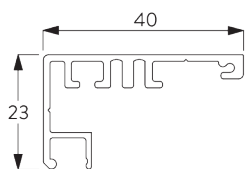
SG 11037

Tube ø 60 mm



SG 10993

Bottom bar



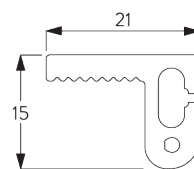
SG 11418

Side guide case



SG 11419

Side guide cover

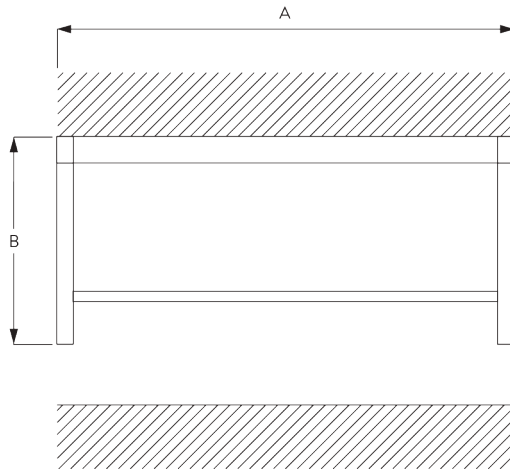


SG 11421

Zip profile

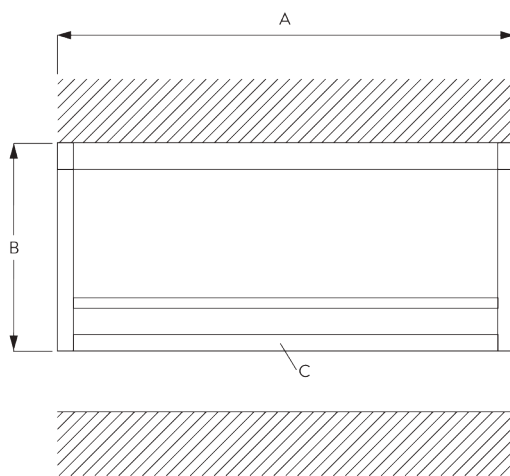
**C. HOW TO
MEASURE**

Inside fitting



A: System width
B: System height

Face fitting



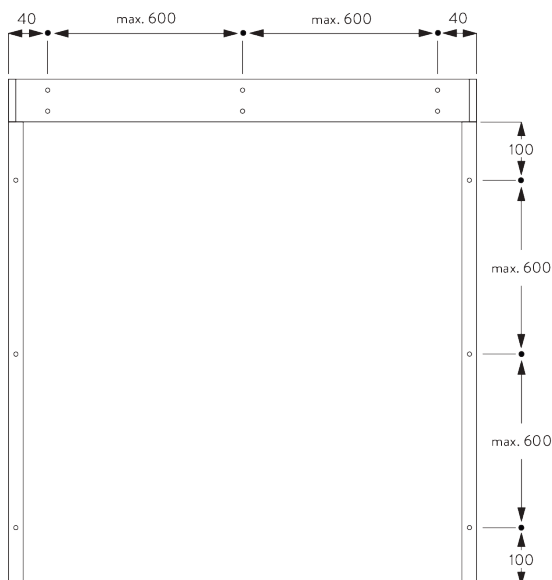
A: System width
B: System height
C: Optional: end profile (SG 11418 / SG 11419)

FITTING

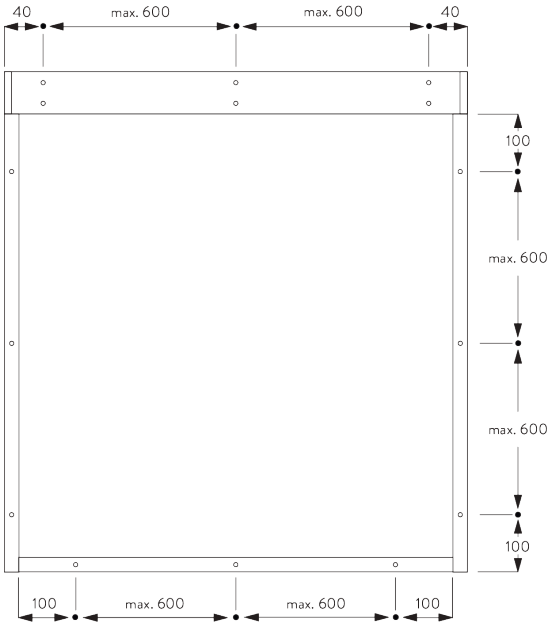
**A. FITTING
INFORMATION**

For detailed fitting information, visit the Silent Gliss website.

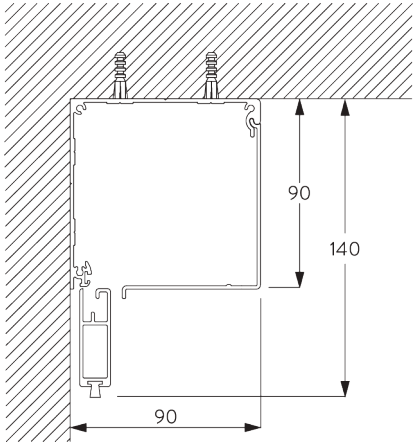
Inside fitting - fixing points



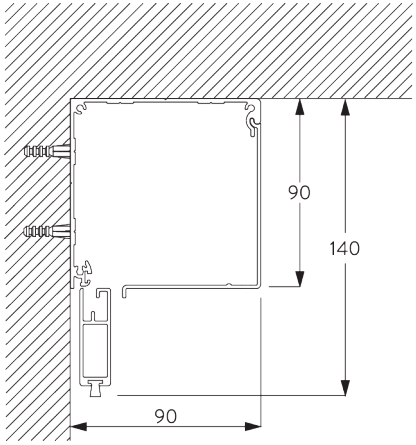
Face fitting - fixing points



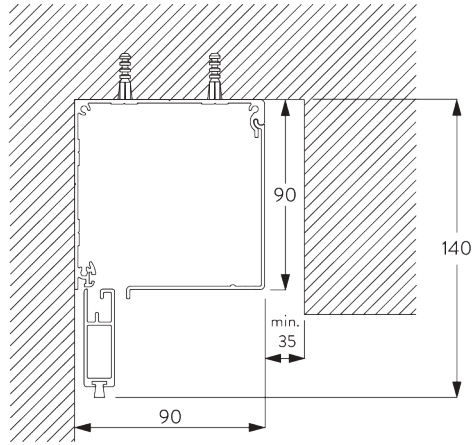
B. CEILING FITTING



C. WALL FITTING

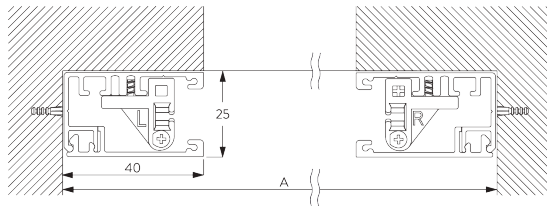


D. RECESS FITTING



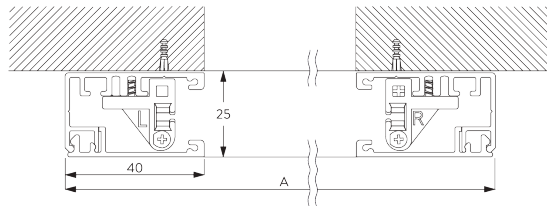
E. SIDE PROFILES
SG 11418 / SG 11419

Inside fitting



A: System width

Face fitting



A: System width

MOTORS & CONTROLS

A. MOTOR FEATURES

	50-Series	40-Series	20-Series
Motors	SG 11251	SG 11241 SG 11244	SG 10422 SG 10522

Motor Features

Soft stop	•	•	•
Electronic end-stop	•	•	•
Electronic revolution counter (unlimited revolution)	•	•	•
Mechanical end-stop			
Mechanical revolution counter (limited revolution)			
Two intermediate positions possible		•	
Bottom bar alignment	•	•	
Noiseless stop			•
Parallel wiring possible without additional relays		•	•
Disconnectable motor cable	•	•	•
IP class	IP 30	IP 30	IP 44

Control Features

Mains power control			•
Dry contact control		•	
Dry contact and / or SG Control L control		•	
SG Control L (built-in receiver)		•	
SG Control R (external receiver required)			•
Smart by Silent Gliss	•		
Suitable for most major home automation systems (with suitable interface)		•	•

B. MOTOR SPECIFICATIONS

Motors	Min. system width	Voltage	Current	Frequency	Speed	Frequency receiver
50-Series (Smart by Silent Gliss)						
SG 11251	65 cm	24 V DC	1.5 A	n/a	32 rpm	n/a
40-Series						
SG 11241	87 cm	100-240 V AC	0.6 A	50-60 Hz	32 rpm	868 MHz
SG 11244	65 cm	24 V DC	1.5 A	n/a	32 rpm	868 MHz
20-Series						
SG 10422	65 cm	120 V AC	1.1 A	50 Hz	36 rpm	n/a
SG 10522 (standard)	65 cm	230 V AC	0.55 A	50 Hz	30 rpm	n/a

C. OPERATING METHODS

See catalogue "controls" for details.

Wall Switch



System can be operated by fixed wall switch.

SG Control L



Various radio hand-held and wall transmitters available.



Silent Gliss Move App.

SG Control R



Various radio hand-held and wall transmitters available.
An external receiver is required.

Smart by Silent Gliss



Open designed two-way communication system which allows to flawlessly integrate products with most major home control systems.

D. WIRING DIAGRAMS



Refer to Silent Gliss website.

GENERAL NOTES

Dimensions

- Measurements are in mm except where indicated.
- Max. kg relates to fabric incl. accessories (bottom bars, etc.).

Fitting

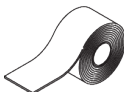

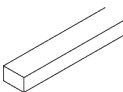
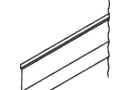




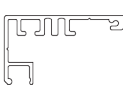
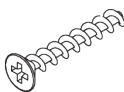



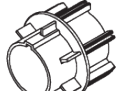


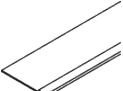
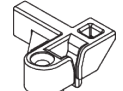
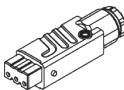
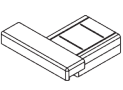


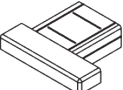
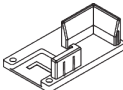

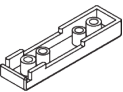
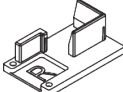
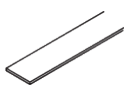

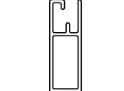
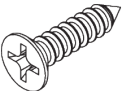

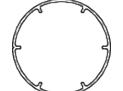


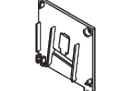

- Installation by qualified fitter only.
- Number of brackets and fitting positions / fixing points vary depending on fitting surface, system weight, fabric make-up, screw / fixing type and obstacles.
- Qualified fitter must use appropriate screws / fixings for each situation.
- Profile lip if applicable to be installed to room side.
- Electrical installations must be carried out according to Silent Gliss wiring diagrams and conform to local regulations.

Child Safety


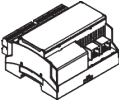


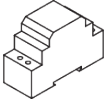
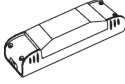
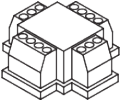
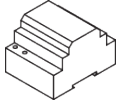
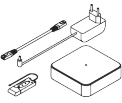
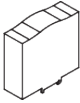
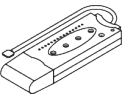
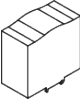



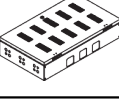

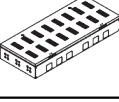

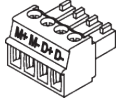

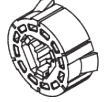
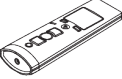

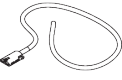

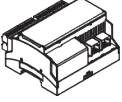

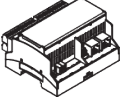

- All relevant Silent Gliss systems correspond to child safety EN 13120.
- All parties involved must comply with EN 13120.

PARTS

A. STANDARD PARTS

	SG 4226 Double tape 30 mm		SG 11007 End cover right 90 mm		SG 11060 Foam tape adhesive
	SG 4508 Brush 5x7 mm		SG 11011 Clip		SG 11324 PT Screw Countersunk KA35x14
	SG 6791 Pan head screw 3.9x32		SG 11013 Clip		SG 11418 Side guide case
	SG 6933 PT Countersunk screw KA25x16		SG 11017 Tube adapter		SG 11419 Side guide cover
	SG 6936 PT Countersunk screw KA22x10		SG 11019 Tube adapter		SG 11421 Zip profile
	SG 6942 Pan head screw KA30x8		SG 11025 Zip		SG 11473 Zip guide left
	SG 9917 Hirschmann portable socket-outlet STAK 3 N		SG 11028 End cover left		SG 11474 Zip guide right
	SG 10284 O-Ring		SG 11029 End cover right		SG 11475 Side guide end cover left
	SG 10522 Motor 230V AC, 20-Series S 3/30		SG 11030 Cover		SG 11476 Side guide end cover right
	SG 10668 PVC strip 10 mm		SG 11034 Countersunk head screw 3.5x16		
	SG 10993 Bottom bar		SG 11035 Countersunk head screw 2.2x9.5		
	SG 10996 Box case 90 mm		SG 11037 Tube ø 60 mm		
	SG 10997 Box cover 90 mm		SG 11038 Motor drive		
	SG 11006 End cover left 90 mm		SG 11059 Pan head screw with flange M4x12		

B. OPTIONAL PARTS

	SG 4509 Brush 5x12 mm		SG 11262 Smart controller expansion unit		SG 20917 Pattress box
	SG 9916 Hirschmann plug set		SG 11263 Power supply 24V DC, 2 Ampere DIN Rail		SG 20919 Control module motor type R
	SG 9959 Central control unit relay		SG 11264 Power supply 24V DC, 3.8 Ampere DIN Rail		
	SG 9960 Move server set		SG 11265 Power supply 24V DC, 5 Ampere DIN Rail		
	SG 9961 Move transmitter		SG 11266 Power supply 24V DC, 10 Ampere DIN Rail		
	SG 10293 Cable 230V AC, 2/3/5/10 m		SG 11281 Cabinet for 8 systems		
	SG 10300 Radio hand held 1 channel		SG 11282 Cabinet for 24 systems		
	SG 10302 Radio hand held 5+1 channel		SG 11283 Cabinet for 56 systems		
	SG 10303 Radio hand held 10+2+1 channel		SG 11319 Plug 4-pin, MC 1.5/4-ST-3.81		
	SG 10422 Tubular motor 120V AC, 20 Series S 3/36, UL		SG 11360 Motor drive 40/50-Series		
	SG 10804 Radio hand held 15+5+1 channel		SG 11362 Motor drive 10/20 Series		
	SG 10851 2 m cable UL certified incl. plug only for USA		SG 20336 Hand held transmitter 8 channel		
	SG 11260 Smart controller gateway unit Cedia		SG 20913 Wall switch single channel		
	SG 11261 Smart controller gateway unit KNX		SG 20914 Wall switch 8 channel		

