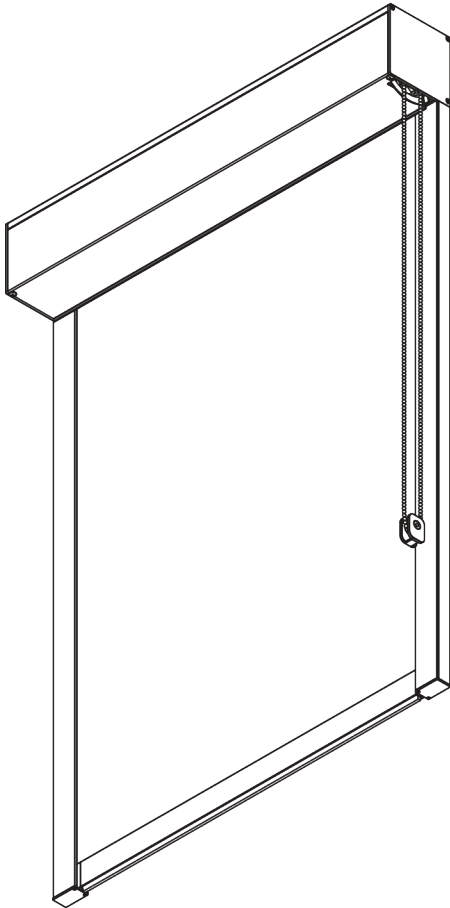
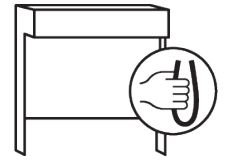


# SG 4740

---



## PRODUCT INFORMATION

- **Operation:** chain
- **Range:** L
- **Fitting:** ceiling, wall, recess
- **Colours:** white RAL 9016 or black RAL 9005, special colours possible
- **Fabrics:** refer to Silent Gliss fabric collection

### **Features:**

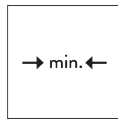
- Zip technology
- Stainless steel bead chain
- 2-to-1 gear drive
- 40 mm side channel, pre-drilled fixing points

# SYSTEM SPECIFICATIONS

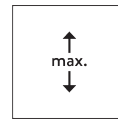
## A. SYSTEM DIMENSIONS



3 m



65 cm



3 m



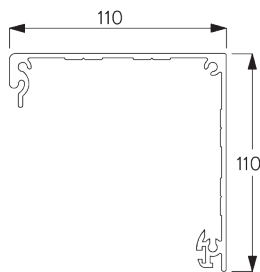
9 m<sup>2</sup>



6 kg

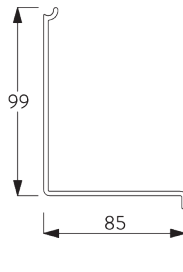
## B. PROFILE

### Profile information



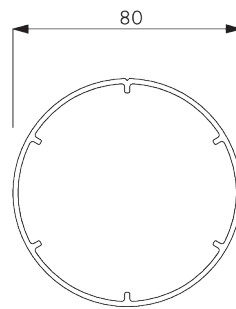
**SG 10998**

Box case 110 mm



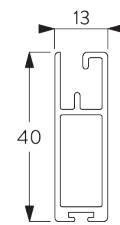
**SG 10999**

Box cover 110 mm



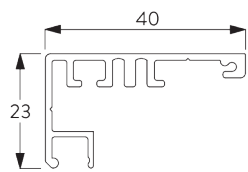
**SG 11003**

Tube ø 80 mm



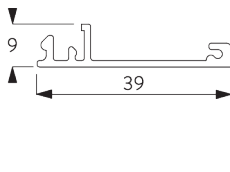
**SG 10993**

Bottom bar



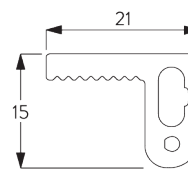
**SG 11418**

Side guide case



**SG 11419**

Side guide cover

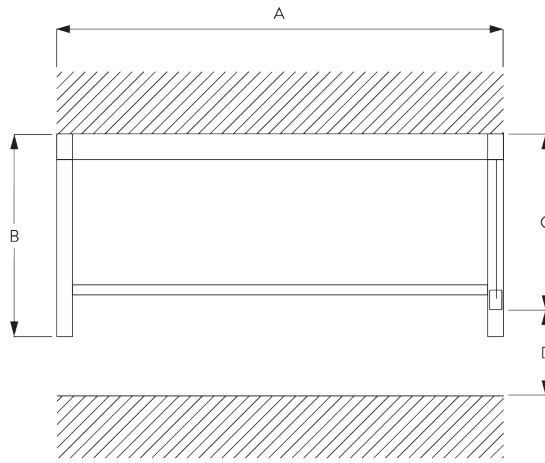


**SG 11421**

Zip profile

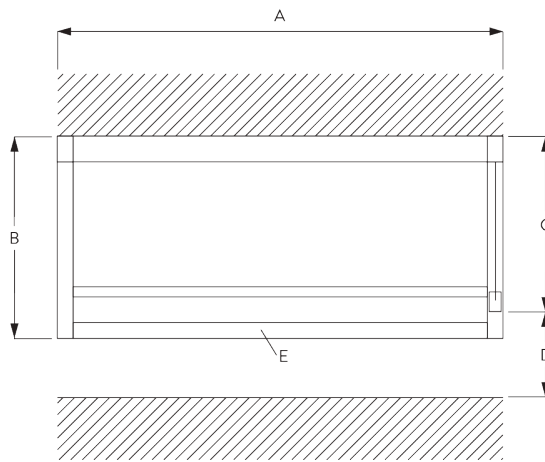
**C. HOW TO  
MEASURE**

**Inside fitting**



- A: System width
- B: System height
- C: Chain height
- D: Safety Retainer SG 10731 min. 150 cm above floor

**Face fitting**



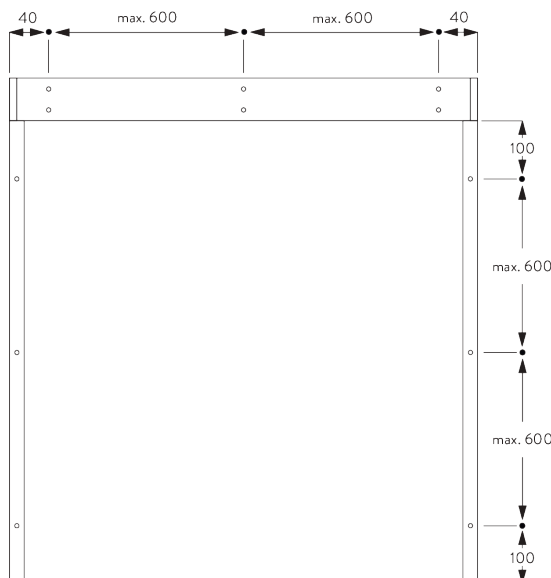
- A: System width
- B: System height
- C: Chain height
- D: Safety Retainer SG 10731 min. 150 cm above floor
- E: Optional: end profile (SG 11418 / SG 11419)

# FITTING

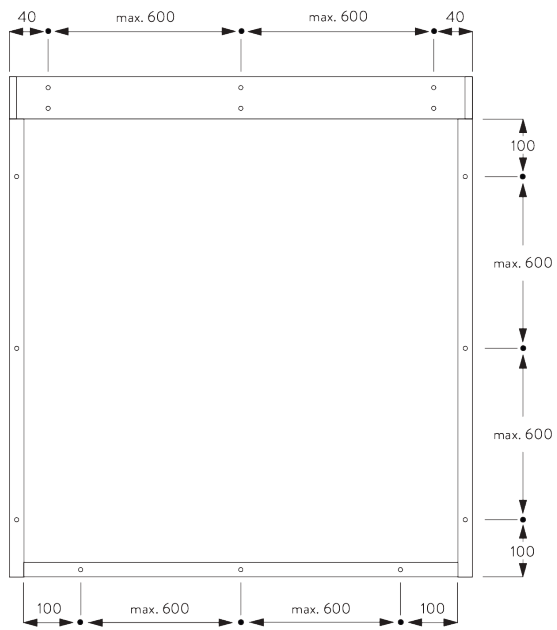
**A. FITTING  
INFORMATION**

For detailed fitting information, visit the Silent Gliss website.

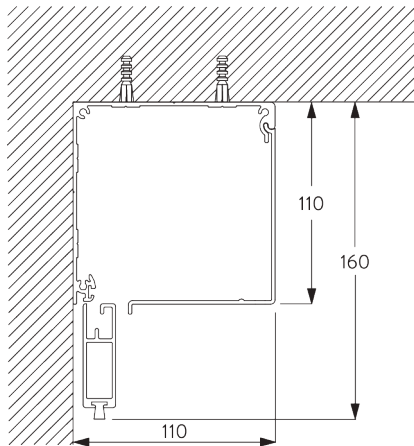
**Inside fitting - fixing points**



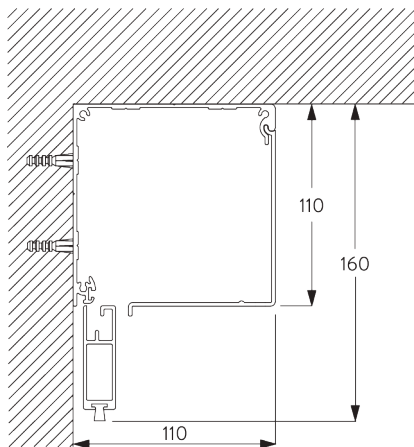
## Face fitting - fixing points



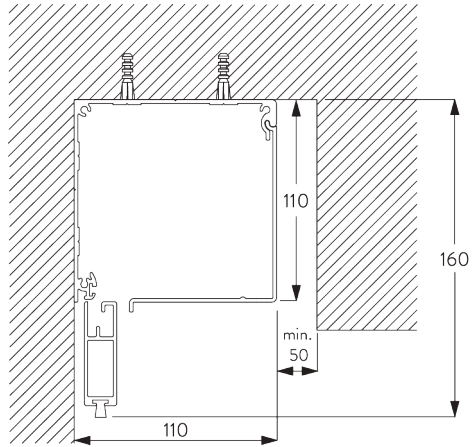
## B. CEILING FITTING



## C. WALL FITTING

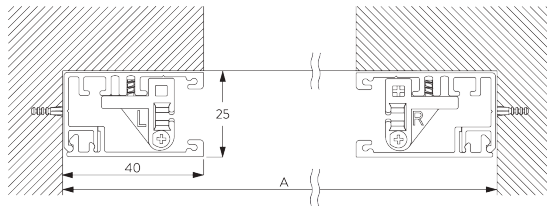


**D. RECESS FITTING**



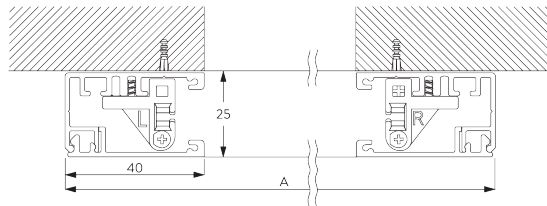
**E. SIDE PROFILES**  
**SG 11418 / SG 11419**

**Inside fitting**



A: System width

**Face fitting**



A: System width

# GENERAL NOTES

## **Dimensions**

- Measurements are in mm except where indicated.
- Max. kg relates to fabric incl. accessories (bottom bars, etc.).

## **Fitting**

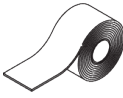

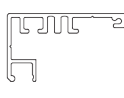
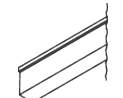


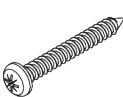


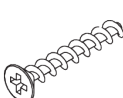

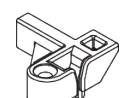
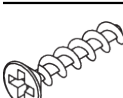


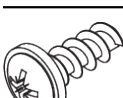
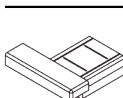
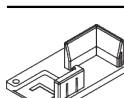

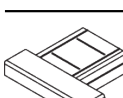
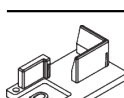

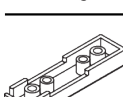
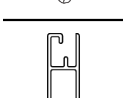
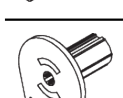
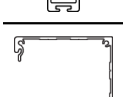
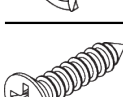
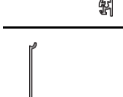
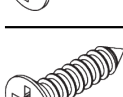
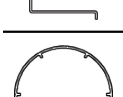
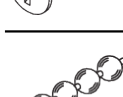
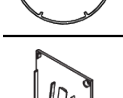

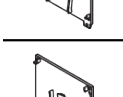

- Installation by qualified fitter only.
- Number of brackets and fitting positions / fixing points vary depending on fitting surface, system weight, fabric make-up, screw / fixing type and obstacles.
- Qualified fitter must use appropriate screws / fixings for each situation.
- Profile lip if applicable to be installed to room side.
- Electrical installations must be carried out according to Silent Gliss wiring diagrams and conform to local regulations.

## **Child Safety**

- All relevant Silent Gliss systems correspond to child safety EN 13120.
- All parties involved must comply with EN 13120.

# PARTS

## A. STANDARD PARTS

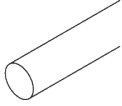
	SG 4226 Double tape 30 mm		SG 11011 Clip		SG 11418 Side guide case
	SG 4508 Brush 5x7 mm		SG 11012 Clip		SG 11419 Side guide cover
	SG 6791 Pan head screw 3.9x32		SG 11020 Tube adapter		SG 11421 Zip profile
	SG 6933 PT Countersunk screw KA25x16		SG 11021 Tube adapter		SG 11473 Zip guide left
	SG 6936 PT Countersunk screw KA22x10		SG 11025 Zip		SG 11474 Zip guide right
	SG 6942 Pan head screw KA30x8		SG 11028 End cover left		SG 11475 Side guide end cover left
	SG 10668 PVC strip 10 mm		SG 11029 End cover right		SG 11476 Side guide end cover right
	SG 10731 Child safety retainer set		SG 11030 Cover		
	SG 10993 Bottom bar		SG 11033 Chain drive		
	SG 10998 Box case 110 mm		SG 11034 Countersunk head screw 3.5x16		
	SG 10999 Box cover 110 mm		SG 11035 Countersunk head screw 2.2x9.5		
	SG 11003 Tube ø 80 mm		SG 11040 Bead chain ø 4.5 mm		
	SG 11008 End cover left 110 mm		SG 11059 Pan head screw with flange M4x12		
	SG 11009 End cover right 110 mm		SG 11060 Foam tape adhesive		

## B. OPTIONAL PARTS



SG 4509

Brush 5x12 mm



SG 4951

Bottom weight ø 8 mm



SG 11052

Spring left



SG 11053

Spring right